

Benware[®]

—  — CERAMIK



QUALITY

To establish the goodwill of excellence and class and create an imagery of quality driven brand, We are pledged to serve you with the best quality.



COMMITMENT

To establish the long standing association with valued customers and create an imagery of a brand, dedicated to timely effective and best services we are ready to show our deepest commitment to customer satisfaction.



INNOVATION

To establish the legacy of creativity and freshness and create an imagery of technology driven brand, we are ready to embrace innovation and advancement as they belong to our inherent operational values.




DEVELOPMENT

The speed at which a company develops, is of utter importance since with the development of a company, an industry at large progresses and our growth rate genuinely reflects our stance for quality and growth.



TECHNOLOGY

We have best and the most modern technology at work to deliver class apart services having supreme quality and finish. This precision towards technology adherence has blessed us with ace quality products.



PRODUCT PERFORMANCE



Frost Resistant



Resistant to Loads



Stain Resistant



Durable Over Time



Resistant to Thermal Shock



Environment Friendly



Resistant to Acids and Chemicals



Rectified



Resistant to Deep Scratch



INDEX

PLAIN RUSTIC

Pg. 01

CEMENTO PUNCH

Pg. 13

NEW WOOD PUNCH

Pg. 17

SLATE PUNCH

Pg. 21

STRIP PUNCH

Pg. 27

STONE PUNCH

Pg. 31

WOOD PUNCH

Pg. 32

STAR PUNCH

Pg. 33

SATIN MATT


Pg. 35

STRIP SERIES

Pg. 55



ARICH BROWN



ARICH SEINE



ARICH GREY



ARICH BLUE



PLAIN RUSTIC / 600x600MM



SANDY GREY



SANDY GRIS



SANDY CREMA



SANDY SAHARA



BOHEMIA WHITE




BOHEMIA NATURAL



BOHEMIA VERDE



BOHEMIA BIANCO




BOHEMIA BEIGE



BOHEMIA DECOR




BOHEMIA BROWN




GEMSTONE



BASS WOOD



ERIDAN WOOD



ERIDAN DECOR




OAK BETULLA



FERRO WOOD OAK




FERRO WOOD CEDAR



www.benware.in


PLAIN RUSTIC / 600x600MM



TEXUS GRIS



TEXUS DECOR



TEXUS GREEN




TROJAN WOOD IVORY



TROJAN WOOD WENGE



TROJAN WOOD MARBLE



ZENITH DECOR



TIMBER WOOD



ARTIZ GREY



MARGRES WHITE



MARGRES BLACK



ASHAM WOOD



ARIZONA WOOD



SCOTLAND BROWNY



SCOTLAND CREMA



SCOTLAND NEUTRAL



SCOTLAND BIANCO



HOLIDAY PRETO



HOLIDAY GRAFITE



HOLIDAY PRIZMA




HOLIDAY CAFÉ



MONOCO COCA



MONOCO ZARA



FIRENZE AZUL




FIRENZE NERO



RICH WOOD



ROYAL WOOD



ORGAN WOOD



HEART WOOD

Benware®

CERAMIK



ANCIENT WOOD TEAK



WOOD TOUCH WENGE



www.benware.in

NEW WOOD PUNCH / 600x600MM



KASHMIR WOOD



ABANO WOOD BROWN



GYPSUM SAND



GARNET SAND



DESERT SAND




SILICA SAND



CORUS SAND

SLATE PUNCH / 600x600MM





CUARZO BROWN



CUARZO BEIGE





CUARZO GRACE




CUARZO BLACK

SLATE PUNCH / 600x600MM





SPARTAN OLIVE




SPARTAN COFFEE




www.benware.in

SLATE PUNCH / 600x600MM



ROCK DECK LUX



ROCK DECK GRIS



COCO WOOD STRIP



SISAM WOOD STRIP



HEZEL WOOD BRICH



HEZEL WOOD WALNUT



SANTORINI MERCURY



SANTORINI BRONZE



SANTORINI ZINC




SANTORINI SILVER



NOR WOOD STRIP



ROVER WOOD STRIP



CALYPSO CREMA



CALYPSO REO



LEGNO ROME



LEGNO MILANO



NATIVE WOOD



NATIVE WENGE



NATIVE SILVER



NATIVE CREMA




NATIVE BRONZE



NATIVE IRON

STAR PUNCH / 600x600MM






ATLAS GRIS




OSAKA PINE



ATLAS DECOR



OSAKA DECOR



ATLAS BLUE



OSAKA TEAK

SATIN MATT / 600x600MM



Benware®

CERAMIK



LENI BROWN



LENI GREY



www.benware.in

SATIN MATT / 600x600MM



RUBY PEARL



MESSINA



TRAVERTINO BEIGE



MARBO GREY



TALPA WOOD



KING WOOD IMPERIAL



ALPINE WOOD



HOLLY WOOD



BURL WOOD




RHINO WOOD



ROMA WOOD



PERRY WOOD



POTTON WOOD




GRAFTON WOOD



SILKY WHITE




SOLO GRIS



www.benware.in


SATIN MATT / 600x600MM



VINTAGE WOOD



HARP WOOD




MAGIC WOOD



SAMBA WOOD BROWN



OPAL STONE



PERLA BROWN



SQUARE WOOD



RIGA WOOD



ENGLISH WILLOW



CUBIX WOOD

SATIN MATT / 600x600MM






MAWANA WOOD



LANCER WOOD




INDO WOOD




MATRIX WOOD

SATIN MATT / 600x600MM






CRETA ALMOND



NEO STONE




CHOCKO WOOD



RIO WOOD

SATIN MATT / 600x600MM





A-1



A-4



B-1



B-2



C-3



C-4



D-1



D-2



E-1



F-1



G-1



H-1

OUR EXPORT IN COUNTRIES



Benware[®]
CERAMIK



Mexico



Kenya



Qatar



Mozambique



Tanzania



UK



Kuwait



Russia



Oman



Saudi Arabia



Spain



South-Africa



Sri Lanka



Yemen



Australia



UAE



Korea



Iraq



Brazil



Colombia

TECHNICAL SPECIFICATION

No.	Property	International Std. ISO 13006/EN 176 Group Bla	Benware Value	Method of Testing
01	Deviation In Length	± 0.6%	±0.1%	EN 98
02	Deviation In Thickness	± 5%	±2%	EN 98
03	Straightness of Sides	± 0.5%	±0.1%	EN 98
04	Rectangularity	± 0.6%	±0.1%	EN 98
05	Surface flatness	± 0.5%	±0.1%	EN 98
06	Flexual Strength	>27 N/mm ²	48 N/mm ²	EN 100
07	Breaking Strength	1113 N	2880N	ASTM C-648
08	Water Absorption	<		
09	Hardness	>7.5-8	8	EN 101
10	Abrasion Resistance	< 204mm ³	<143mm ³	EN 102
11	Stain Resistance	Resistant	Resistant	ISO 10545-14
12	Chemical Resistance	No Damage	No Damage	EN 106
13	Colour Resistance	No Damage	No Damage	DIN 51094
14	Thermal Expansion	< 9x10-6	< 6x10-6	EN 103
15	Moisture Expansion	Nil	Nil	ISO 10545-10
16	Thermal Shock Resistance	No Damage	No Damage	EN 104
17	Glossiness	-	Min92% Reflection	Glossmeter
18	Skid Resistance (Coefficient Friction)	>0.4	>0.6	ASTM C-1028

PACKING DETAILS

No.	Dimintions (mm)	Normal Thickness	No. of Tiles Boxes	Coverage Area	Approx Weight Box
1	600 x 600	9.2(Approx)	4	1.44 Sq.Mtr.	29.00 Kgs.(Approx)
2	145 x 600	9.2(Approx)	12	1.04 Sq.Mtr.	21.50 Kgs.(Approx)



MALL'S



BANKS



SCHOOLS



AIRPORTS



DISCOTHEQUE



RESTAURANTS



RESIDENCE



HOSPITALS

*All technical features stated in leaflets, In master brochure are meant to be an indication of anaverage of figures recorded within a span(determined by international) in several production runs,therefore a slight discrepancy in quality figures of a certain batch in relation to these figures cannot be considered a production failure.